

Scaled data based on original data using
LM-79-08 Approved Method: Electrical and Photometric Measurements of Solid-
State Lighting Products

Test Report Prepared for
Cooper Lighting Solutions
(formerly Eaton)

Brand: McGRAW-EDISON

Report Number: P200011

Luminaire Tested: **GWC-AF-01-LED-E1-T2-7030-600**

Issue Date: 3/3/2020

Test Information

Test Method: LM-79-08
Report Number: P200011
TEST IS SCALED FROM IESNA LM-79-08 TEST DATA (P24139)
Test Lab: INNOVATION CENTER P2
Issue Date: 3/3/2020
Manufacturer: COOPER LIGHTING SOLUTIONS (FORMERLY EATON)
Product Line: MCGRAW-EDISON
Catalog Number: GWC-AF-01-LED-E1-T2-7030-600
Description: GALLEON WALL LUMINAIRE
(1) 70 CRI, 3000K, 615mA LIGHTSQUARE WITH 16 LEDS EACH AND TYPE II OPTICS
Light Source: -
Ballast/Driver: ELECTRONIC DRIVER

Summary

Lumens per Lamp: N/A
Luminaire Lumens: 3974.8 lumens
Efficiency: N/A
Efficacy: 116.9 lumens/watt
Luminous Opening: Rectangular (W 0.5' x L: 0.5' x H: 0')
IES Classification: Type II - Medium - Full Cutoff
BUG Rating: B1 - U0 - G1

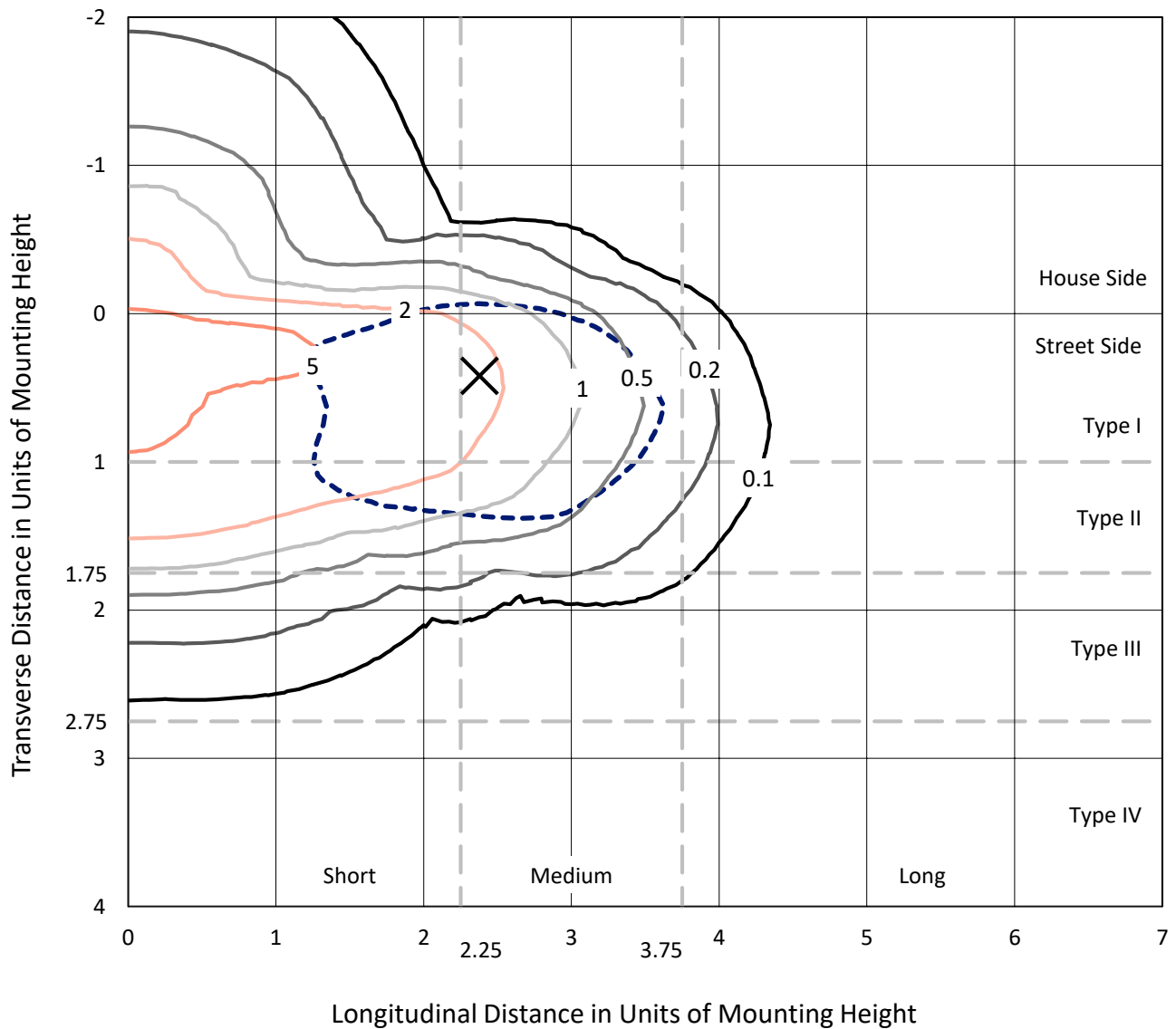
Input Watts (W): 34
Input Voltage (V): NR
Input Current (Ain): NR
Voltage Rise (V): NR
Power Factor: NR
Total Harmonic Distortion (THDi): NR
Frequency (hertz): 60
Stabilization Time: NR
Operation Time: NR
Ambient Temperature (°C): NR
Test Distance: 25 FT



REPORT NUMBER: P200011
 CATALOG NUMBER: GWC-AF-01-LED-E1-T2-7030-600

Iso-Footcandle Lines of Horizontal Illumination

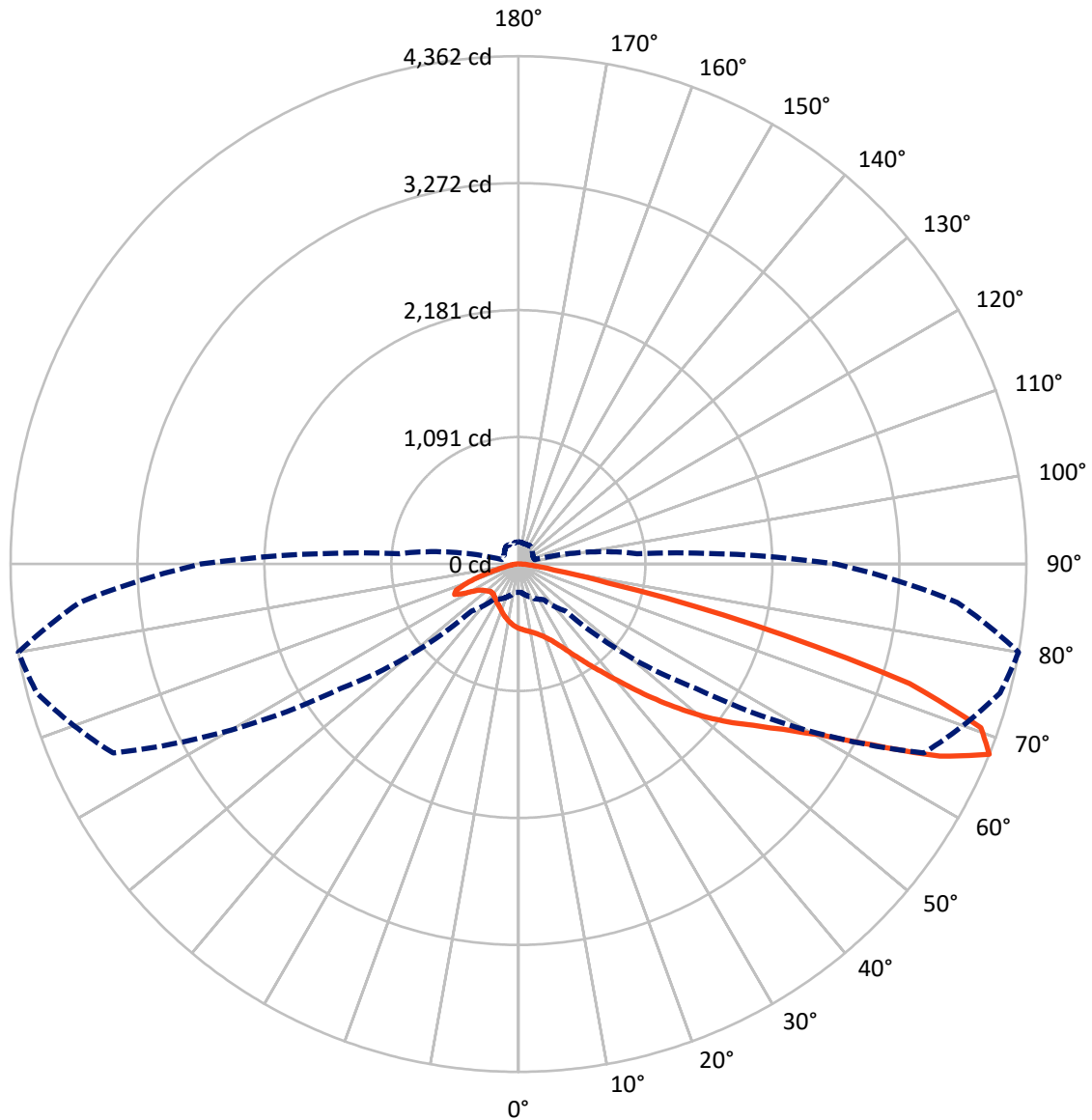
× Max cd
 - - - 1/2 Max cd



Based on 10 foot mounting height. Maximum calculated value = 6.7 fc
 Type II - Medium - Full Cutoff

REPORT NUMBER: P200011
CATALOG NUMBER: GWC-AF-01-LED-E1-T2-7030-600

Luminous Intensity Polar Plot



— Vertical Plane Through 80-Deg Lateral - - - Horizontal Cone Through 67.5-Deg Vertical

REPORT NUMBER: P200011

CATALOG NUMBER: GWC-AF-01-LED-E1-T2-7030-600

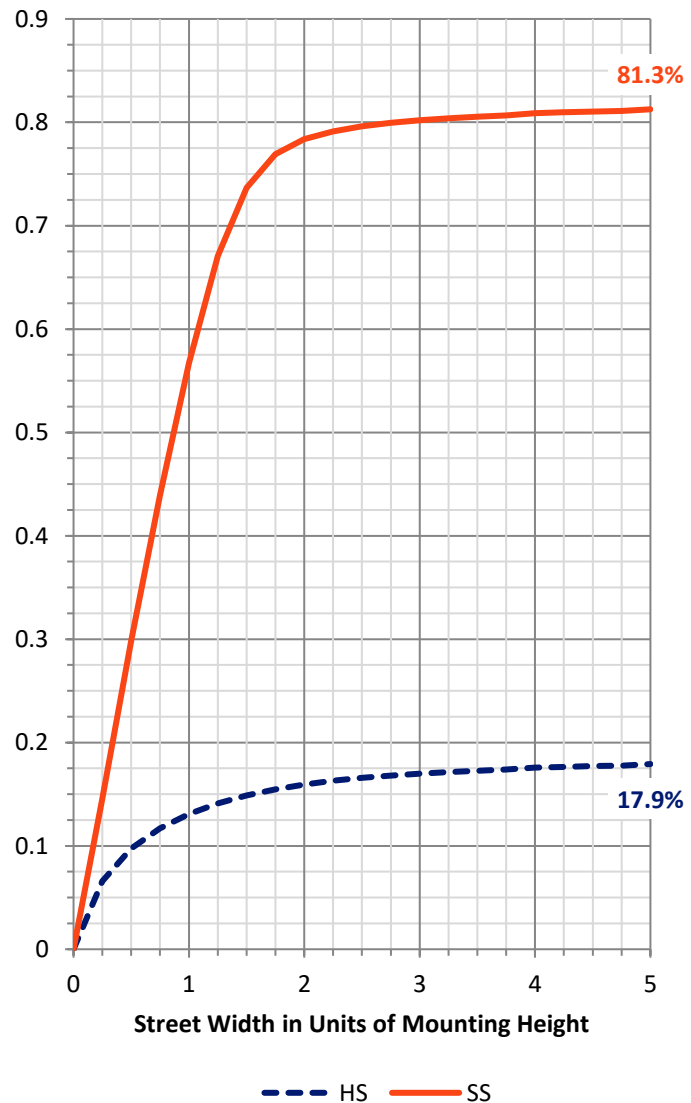
FLUX DISTRIBUTION:

		Downward	Upward	Total
House Side	Lumens	732.0	0.0	732.0
	% Fixture	18.4	0.0	18.4
Street Side	Lumens	3242.8	0.0	3242.8
	% Fixture	81.6	0.0	81.6
Total	Lumens	3974.8	0.0	3974.8
	% Fixture	100.0	0.0	100.0

Coefficient of Utilization

ZONAL LUMENS:

Zone	Lumens	% Fixture
0°-10°	50.9	1.3
10°-20°	146.7	3.7
20°-30°	242.9	6.1
30°-40°	397.3	10.0
40°-50°	641.5	16.1
50°-60°	926.1	23.3
60°-70°	1022.1	25.7
70°-80°	471.1	11.9
80°-90°	76.2	1.9
90°-100°	0.0	0.0
100°-110°	0.0	0.0
110°-120°	0.0	0.0
120°-130°	0.0	0.0
130°-140°	0.0	0.0
140°-150°	0.0	0.0
150°-160°	0.0	0.0
160°-170°	0.0	0.0
170°-180°	0.0	0.0
0°-90°	3974.8	100.0
0°-180°	3974.8	100.0



REPORT NUMBER: P200011

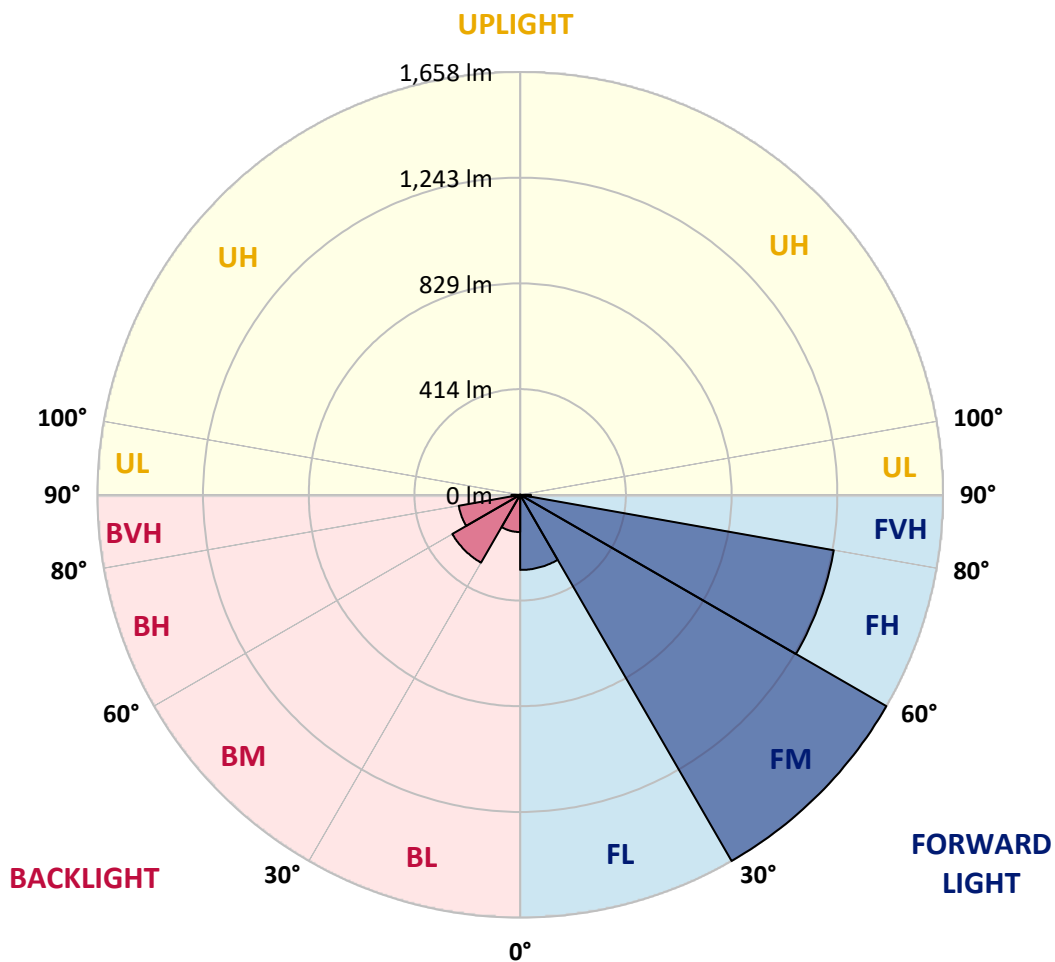
CATALOG NUMBER: GWC-AF-01-LED-E1-T2-7030-600

LUMINAIRE CLASSIFICATION SYSTEM LUMEN TABLE AND BUG RATING:

Zone	Lumens	% Fixture	Zone Rating/Lumen Limit		
			B	U	G
FL (0°-30°)	294.5	7.4			
FM (30°-60°)	1657.8	41.7			
FH (60°-80°)	1248.6	31.4			G1/1800
FVH (80°-90°)	41.9	1.1			G1/100
BL (0°-30°)	146.0	3.7	B1/500		
BM (30°-60°)	307.1	7.7	B1/1000		
BH (60°-80°)	244.5	6.2	B1/500		G1/500
BVH (80°-90°)	34.3	0.9			G1/100
UL (90°-100°)	0.0	0.0		U0/0	
UH (100°-180°)	0.0	0.0		U0/0	

BUG Rating: B1-U0-G1

Type II Medium





REPORT NUMBER: P200011

CATALOG NUMBER: GWC-AF-01-LED-E1-T2-7030-600

CANDELA DISTRIBUTION (FULL):

	0°	5°	15°	25°	35°	45°	55°	65°	75°	80°	85°
0°	552.2	552.2	552.2	552.2	552.2	552.2	552.2	552.2	552.2	552.2	552.2
2.5°	604.1	600.6	601.2	600.2	597.2	592.1	586.6	576.7	566.3	560.8	556.5
5°	654.6	653.6	652.2	649.1	641.7	631.1	618.0	600.4	581.4	571.4	561.8
7.5°	692.3	691.7	690.0	688.0	680.8	668.1	648.4	623.3	595.7	582.0	567.0
10°	695.4	696.4	697.8	703.1	704.0	697.2	677.1	646.7	610.5	592.9	573.9
12.5°	668.8	671.0	676.4	689.8	704.0	712.5	702.1	671.4	627.9	606.6	582.6
15°	633.6	634.8	641.3	659.8	685.5	711.5	721.3	698.6	650.4	624.2	595.5
17.5°	618.5	619.2	623.7	636.0	659.8	697.1	732.0	728.1	678.1	646.2	611.3
20°	611.0	612.3	618.7	630.9	645.9	678.4	733.6	760.0	710.9	673.6	631.3
22.5°	632.6	632.1	634.4	640.5	653.2	672.8	732.5	792.9	752.8	708.8	657.3
25°	683.3	685.5	681.3	674.5	678.6	692.3	738.7	828.5	805.2	754.0	691.4
27.5°	755.5	753.4	747.4	731.3	722.9	728.8	759.5	866.9	870.4	813.4	736.4
30°	827.5	825.8	819.9	800.4	783.2	778.3	799.8	910.9	948.1	884.9	791.6
32.5°	902.3	900.3	894.9	875.2	854.5	843.2	857.1	961.8	1039.7	970.2	856.5
35°	994.5	990.8	979.2	951.9	931.7	922.8	929.4	1025.7	1145.4	1071.2	935.4
37.5°	1081.1	1086.8	1075.1	1037.5	1011.0	1008.0	1015.2	1103.8	1259.2	1184.1	1026.0
40°	1168.2	1169.2	1158.7	1127.9	1100.7	1095.7	1113.8	1198.6	1393.7	1319.1	1136.2
42.5°	1258.2	1260.2	1242.4	1214.0	1194.1	1195.1	1215.8	1309.5	1547.8	1478.2	1262.9
45°	1364.8	1367.8	1348.3	1311.1	1292.9	1329.4	1320.8	1434.0	1716.9	1659.0	1408.6
47.5°	1476.4	1480.9	1466.0	1431.2	1408.6	1458.8	1426.0	1571.9	1898.9	1852.9	1568.4
50°	1537.3	1543.8	1558.2	1555.8	1550.8	1542.4	1543.2	1719.8	2086.7	2054.8	1732.8
52.5°	1504.6	1504.4	1557.3	1621.4	1689.9	1695.0	1686.0	1875.9	2261.8	2252.4	1887.6
55°	1355.2	1365.3	1445.3	1569.6	1756.7	1873.5	1900.1	2054.5	2434.1	2445.3	2044.7
57.5°	1106.2	1114.7	1222.6	1395.8	1666.6	1979.6	2204.7	2314.2	2626.7	2678.7	2253.9
60°	750.3	760.5	874.9	1082.9	1424.4	1920.4	2494.4	2777.6	2857.2	2975.5	2547.4
62.5°	440.9	450.0	543.4	683.1	1002.9	1645.9	2621.5	3436.9	3223.3	3423.5	2995.2
65°	303.5	309.8	355.2	425.2	576.4	1108.6	2463.9	3892.0	3786.7	3978.4	3514.4
67.5°	244.2	243.4	279.4	327.2	371.1	571.7	1863.1	3840.5	4282.2	4362.1	3783.7
70°	201.1	200.4	224.8	264.4	296.4	321.9	1014.8	3240.9	4181.3	4213.7	3535.6
72.5°	168.3	169.1	184.7	214.0	243.2	242.4	446.0	2279.9	3289.2	3513.9	2818.5
75°	142.0	142.5	152.9	173.6	197.4	195.2	241.9	1235.1	1912.0	2068.4	1562.3
77.5°	121.0	121.3	128.0	139.6	156.6	155.8	176.5	533.6	797.6	787.9	534.4
80°	107.8	107.8	111.0	113.1	122.5	119.0	130.9	256.3	337.2	311.4	213.3
82.5°	84.5	84.9	104.2	103.4	96.4	92.0	92.0	151.1	178.6	165.2	124.9
85°	47.5	47.3	67.0	81.0	84.9	64.8	64.1	84.5	97.2	85.7	60.4
87.5°	20.3	20.8	31.1	36.0	48.2	40.3	39.8	43.6	49.5	42.8	28.0
90°	0.0	0.0	0.0	0.0	0.0	0.0	0.0	0.0	0.0	0.0	0.0



REPORT NUMBER: P200011
 CATALOG NUMBER: GWC-AF-01-LED-E1-T2-7030-600

CANDELA DISTRIBUTION (continued):

	90°	95°	105°	115°	125°	135°	145°	155°	165°	175°	180°
0°	552.2	552.2	552.2	552.2	552.2	552.2	552.2	552.2	552.2	552.2	552.2
2.5°	552.5	547.3	536.1	522.3	509.8	501.5	494.1	483.4	483.9	476.5	471.0
5°	552.0	541.5	515.6	484.9	455.4	434.0	418.0	403.5	400.0	393.2	389.1
7.5°	552.5	535.2	491.7	442.6	406.0	379.0	365.4	357.8	355.9	353.6	353.8
10°	553.8	529.5	465.6	403.0	364.7	346.9	343.6	346.1	348.7	349.5	349.7
12.5°	556.9	524.5	436.8	367.8	338.9	333.5	339.1	347.1	352.5	355.0	354.8
15°	564.0	520.5	409.1	340.4	324.6	327.6	338.1	349.5	357.2	360.7	360.9
17.5°	571.7	514.8	380.8	319.1	314.1	321.6	334.7	347.9	357.3	361.2	361.9
20°	581.6	507.8	351.0	303.3	304.1	312.5	324.8	338.1	348.5	351.9	353.5
22.5°	594.7	500.2	325.0	290.4	292.7	299.2	308.7	320.3	329.3	330.9	332.2
25°	612.3	492.0	304.3	278.6	279.6	283.3	289.7	296.6	302.8	301.1	302.5
27.5°	636.0	484.9	288.9	267.9	266.1	266.9	270.2	272.4	275.8	270.9	271.4
30°	663.8	477.3	276.9	258.5	253.6	252.3	253.1	254.2	256.8	250.1	249.1
32.5°	696.1	468.0	265.7	250.3	243.4	240.7	241.1	244.2	254.0	249.8	247.7
35°	733.6	457.7	254.0	241.3	236.5	232.7	232.2	242.0	271.2	268.7	266.7
37.5°	777.6	447.3	242.2	231.1	231.5	227.2	225.8	237.0	274.6	264.5	263.2
40°	833.6	441.9	232.2	220.3	225.2	224.6	221.9	227.6	252.6	234.5	232.0
42.5°	902.9	442.6	224.8	208.8	217.8	224.1	219.7	219.9	228.9	215.2	213.0
45°	988.4	451.8	219.6	199.6	209.3	223.4	218.9	215.8	216.7	209.3	208.2
47.5°	1088.2	470.8	215.8	192.0	201.4	221.4	218.7	214.7	212.9	209.0	208.0
50°	1199.1	498.4	213.0	184.7	194.2	217.8	218.9	213.5	211.5	210.0	209.3
52.5°	1308.2	529.9	209.0	178.4	188.5	213.5	219.6	212.3	210.3	209.0	208.3
55°	1429.6	569.2	202.6	173.1	183.8	208.0	219.6	210.6	208.2	208.3	208.2
57.5°	1593.9	632.8	195.2	168.7	178.1	201.4	215.8	208.5	205.6	205.9	206.1
60°	1850.5	744.9	186.3	164.2	171.0	193.5	210.8	204.4	201.4	202.1	202.3
62.5°	2227.7	909.6	174.6	157.6	163.6	185.0	203.7	198.9	195.9	197.9	197.9
65°	2619.8	1054.8	160.1	149.1	155.8	175.9	194.9	192.0	189.0	193.5	193.4
67.5°	2725.3	1022.2	145.7	140.0	147.9	165.7	184.3	182.8	181.2	189.0	188.7
70°	2420.9	820.7	132.3	130.6	139.3	154.8	172.9	172.9	172.0	177.9	176.5
72.5°	1844.6	582.0	119.5	120.5	129.6	142.8	160.6	162.0	160.5	163.4	162.2
75°	987.3	333.0	106.8	109.6	117.5	130.7	147.0	148.4	147.4	147.2	147.7
77.5°	328.3	162.8	93.5	97.9	104.7	118.2	132.6	134.8	132.5	132.1	131.8
80°	146.2	102.3	78.8	84.5	90.5	103.9	117.6	119.4	116.8	120.3	115.9
82.5°	94.0	67.3	63.2	69.5	75.4	89.6	102.4	102.9	100.6	116.8	99.7
85°	45.6	41.6	47.5	53.2	58.4	70.5	84.9	85.1	79.2	72.2	69.7
87.5°	22.7	24.2	31.6	36.8	39.4	48.3	61.8	60.6	58.1	52.9	48.7
90°	0.0	0.0	0.0	0.0	0.0	0.0	0.0	0.0	0.0	0.0	0.0

(END OF REPORT)